

NAPOLEON THE STRATEGIST

Exhibition
April 6 - July 22 - 2018

GAMEBOOKLET Young people

In this exhibition, you will find out all about Napoleon the famous strategist* (1769–1821) by meeting various challenges.

*Strategist: the person who prepares, organises, coordinates and leads a military operation in order to achieve a political goal


Go to the first exhibition room, where you will encounter the great military leaders of the past who were Napoleon's models.

1- Write the name of the person Napoleon is talking about for each of his quotes below.


'And this _____ (...) possibly the most astonishing, (...) who scaled the Pyrenees and the Alps, which we thought were insurmountable, (...) was very nearly the undoing of the terrible and fearsome Rome on several occasions (...)'



Alexander the Great
4th century BCE



Hannibal
3rd–2nd centuries BCE



Julius Caesar
1st century BCE


'_____ conquered, (...) a part of the globe, (...) everything was calculated with thoroughness, executed with daring, directed with wisdom. (...) proved to be not only a great warrior but also a great politician and legislator.'

'_____ principles (...): keep your forces unified, do not get exposed on any point; rapidly deploy to the significant points, (...); give yourself every possible chance to ensure victory on the battlefield.'

Image of the strategist

Next go and look at the two portraits of Napoleon.

2- Link each image below to the caption that matches it.



a- Napoleon Bonaparte is dressed in the red uniform of consuls of the French Republic. A gold baldric crosses his chest for carrying his sword, which was then a symbol of command. He is holding his gloves in a firm grip. They suggest a man of action and give him a dynamic appearance.

b- Napoleon I is wearing a uniform that looks like the one worn by the soldiers in his Imperial Guard, showing that he is close to them. The chair behind him is decorated with an 'N' surmounted by a crown, a reminder that he is the Emperor of the French.

c- The Emperor is pointing to maps of Europe that remind us of his conquests and his role as a master strategist. He has placed a pair of gloves and his famous two-cornered hat with its red, white and blue cockade on the table.

Go to the large scale model showing an episode at the Battle of Lodi during the Italian campaign.



3- Take a close look at the cannons positioned along the river bank, then use an arrow to link the captions to the image below.

a- Napoleon Bonaparte's gunners

b- The Austrian gunners

Organising a campaign

An army is made up of lots of people and animals, and needs to be very well organised and led in order to win battles. Napoleon studied maps to learn all about the terrain and organise his troop movements. This meant he could identify the obstacles facing his troops, such as mountains and rivers, and overcome them thanks to his engineers, who worked hard digging, building and repairing.

Identify the scale models shown below.



4- Which one do you think was indispensable when the troops crossed the Great St Bernard Pass in the Alps during the Italian campaign?

- a- Travelling kitchens were used to transport hot food and drinks. At the time, they were only available for senior officers.
- b- The gun sled, drawn by mules or men, slid over the snow.
- c- Pontoon trains were wagons used to transport planks of wood and shallow boats. The material could be assembled to form a bridge for crossing ditches, canals and rivers.

Equipping the troops

Go over to the uniforms of four commanders from the Napoleonic army. You'll find a new challenge there! Stand in front of the uniform of a frontline infantry grenadier...

5- To prepare a campaign, Napoleon had to make sure that his troops were properly equipped and trained. Use arrows to link each element to the grenadier.

A felt hat for protecting the soldier from rain, sun, and so on.

A watertight leather knapsack for transporting spare clothes, a few personal belongings, tools, food, etc.

Epaulettes showing the soldier's rank.

A uniform in woollen cloth.

Buttons decorated with symbols used during the French Revolution.

A dark leather cartridge pouch, worn across the shoulder, containing bullets and powder.

A rifle.

A white leather baldric, worn across the shoulder, for carrying a sabre in its sheath.

A bayonet in its sheath.

Woollen breeches.

Gaiters for protecting the soldier's calves and shins.

A pair of shoes (they are exactly the same shape; the feet moulds the shoe once it is worn!).

When you reach the end of the room, go back to the walkway, then enter the second part of the exhibition. Look for a statuette of Napoleon perched on top of a column.




© Salon-de-Provence, musée de l'Empéri

Eagles all round!

For many cultures during different eras, the eagle has represented qualities such as power, courage and majesty. It is one of the most widely used symbols, particularly during Napoleon's era.

6- Identify the flags shown in the exhibition, then fill in the dotted lines below.



When an enemy is defeated, to show that they will stop fighting and are surrendering, they have to lay down their arms and place their flags at the feet of the victor. These are war trophies.

An army is made up of different groups and has to be able to communicate on the smoke-filled battlefield with the help of a large and coloured marker, so that the soldiers can gather together and fight. The flag also represents a regiment's honour.

Victory and triumph

Are you familiar with the famous Carrousel Arc de Triomphe near the Louvre museum? In the middle of this room, you can see a display containing several models and uniforms. Stand at their head and go through the arch...

7- Below is the copy of a drawing representing one of the sculpted scenes on the Carrousel arch. Circle the 7 differences by examining the original.

Even the horse seems to be bowing before the victorious Napoleon!



© Paris, musée du Louvre

The defeated

Napoleon

The victors

Once you have gone through the Arc de Triomphe, you can begin the last phase of the campaign.

Napoleon's enemies

8- Identify the uniforms below, then link each of them to the matching empire. These empires are some of Napoleon's enemies.



1

- a- British Empire
- b- Austrian Empire
- c- Russian Empire



2

© Salon-de-Provence, musée de l'Empéri



3

© Berlin Deustches Historisches

Defeats, exiles...

Stand in front of the portrait of Napoleon not looking his best. He is at the Château de Fontainebleau in 1814. He has to abdicate (give up power) because his enemies have defeated him.

9- On the image below, circle the Napoleonic eagle and a laurel wreath, symbol of victory.

© Paris, musée de l'Armée, Dist. RMN-GP

A black leather case and battle map indicate a vanquished military commander.

He has thrown his hat on the ground in a fit of anger.



Napoleon is sitting slumped in his chair, and the chair leg is crushing a bit of the curtain.

He is unarmed, with his sword lying on a table.

His boots are muddy.

To finish your visit, stand in front of the bust represented opposite. Napoleon is determined to leave his mark on history and knows that art is a good way of doing so. The bust is one of the very many sculptures commissioned by Napoleon and his entourage. Napoleon in turn became an example and his portrait decorated many houses in the 19th and 20th centuries, like those of Churchill and de Gaulle. Napoleon has a Titus hairstyle, a fashion inspired by the way Roman Emperor Titus wore his hair. Only his head and bare neck are visible.

His face expresses determination, thoughtfulness and strength.

The bust is carved from a block of white marble. This hard, gleaming stone is very popular with sculptors and art collectors, as it has been since Antiquity.

Answers:

Send an email to jeunes@musee-armee.fr or go to musee-armee.fr to see the online version of the games booklet answers.