

GAME BOOKLET

YOUNG PEOPLE

Age 9

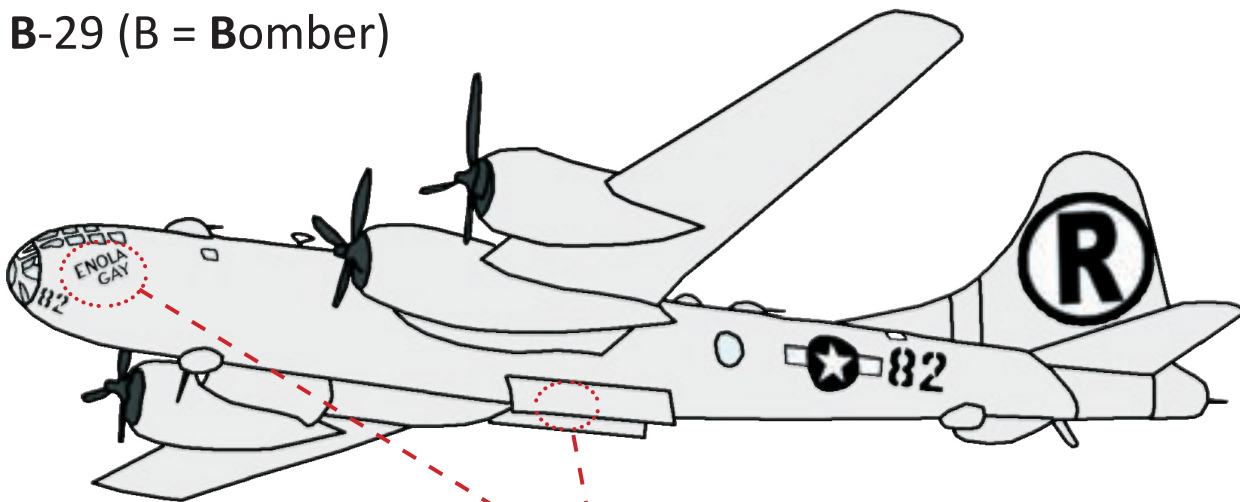
Through this exhibition, discover how men and women carried out secret wars in the 19th and 20th centuries.

To start your visit, head towards the walkway, then go back to the start of the exhibition.

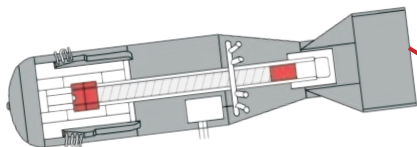
LITTLE BOY ATOMIC BOMB

Find the life-size reproduction of the first atomic bomb. On 6 August 1945, the real bomb was dropped by an American superfortress B-29 bomber on the Japanese city of Hiroshima.

B-29 (B = Bomber)



Open doors of the bomb bay



Nickname of the plane :
Enola Gay

4 082 kg

The bomb nicknamed *Little Boy*

Manhattan was the codename of the American research project that led to the manufacture of the first atomic bomb. This was a top secret project, however Soviet spies managed to infiltrate the programme... In 1949, the Soviets exploded their first atomic bomb.

A SECRET TOWN CALLED X

Part of the Manhattan project was carried out in secret in the research laboratory at Oak Ridge in the United States. This site, known as X, is not shown on maps from the 1940s. However, thousands of people went there to work on the project.

I- Using the information opposite, find the complete photograph. This woman works at site X.

What is she doing?

- a- She's playing on a slot machine
- b- She's filling up with petrol
- c- She's checking the dials

Gladys Owens, the operator you can see here, explained after the war that due to the top secret nature of the project, she had no idea what the buttons were for or what the dials in front of her actually showed.

Continue your visit and **find the sabotage manual produced in six languages, showing the ship opposite.**


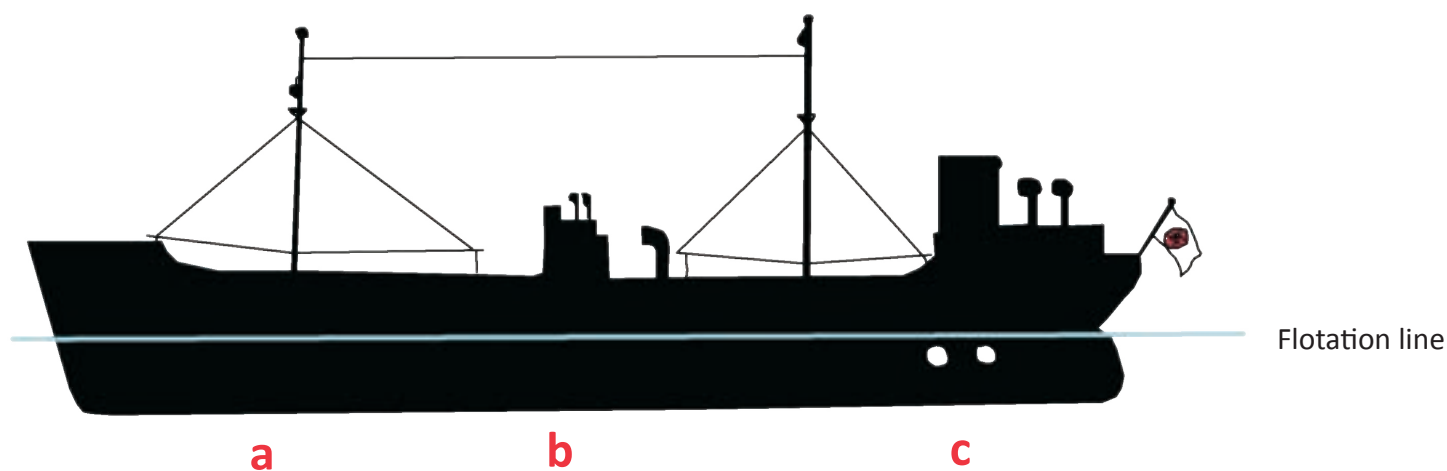


© droits réservés

THE LIMPET MINE

This was used by the British during the Second World War. It was equipped with magnets and contained several kilos of explosive. Placed on the metal hull of a ship, it caused enormous damage when it exploded.


2- Using the manual, help the two saboteurs to place the Limpet mine on the hull of the ship. It must be below the flotation line. Clue: find the two arrows in the manual to position the mine.



Maldon, Combined Military Services
Museum U. K. © Paris - Musée de
l'Armée, Dist. RMN-Grand Palais /
Emilie Cambier

INTELLIGENCE DISGUISE KIT

To avoid being recognised, secret agents have to be trained to learn how to alter their appearance. Every kind of tricks can be used : fake noses, wigs, glasses, fake mustaches, make up...

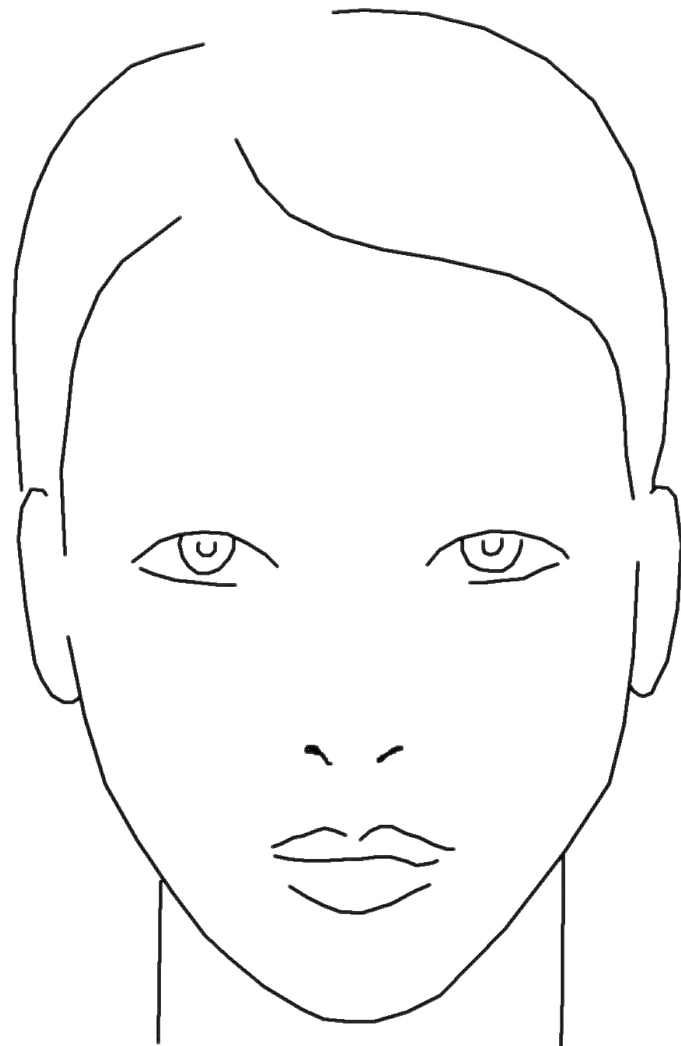


3- Look out for props that could be used to change your appearance in the exhibition.
What is this object? _ _ _

Your turn!

Change the appearance of your agent, so he/ she will remain unnoticed.

© Bürgerkomitee Leipzig e.V., Träger der Gedenkstätte Museum in der „Runden Ecke“ mit dem Museum im Stasi-Bunker



THE GAME IS UP!

Continue your visit, looking for a suitcase. This was used by a Resistance fighter during the Second World War. It contained a radio transmitter-receiver for sending and receiving secret coded messages. For example « Les sanglots longs des violons d'automne... » (from the poem by Verlaine) was an order to the rail saboteurs to destroy the railways, during preparation for the Normandy landings in 1944.

4- Circle below the suitcase you have found.

The radio is hidden in a suitcase, so that it can be transported very discreetly.



© Paris, musée de l'Armée, dist. RMN-GP

a



Collection particulière © Paris - Musée de l'Armée, Dist. RMN-Grand Palais / Emilie Cambier

b

WALLS HAVE EARS

Leave the first exhibition room and go into the next one to find the poster opposite.

5- Circle the 7 differences between this poster and your copy of it.



Continue your visit, looking for the objects listed below in the exhibition.

THE DEAD DROP

This is an object that has been transformed so that messages can be concealed inside it. Two people can therefore drop or pick up messages without meeting each other. The false extinguisher below is one of these dead drops. By comparison, the carrier pigeon with a ring is a live drop.

6- In the list below, circle the odd one out.

- a- A tree branch
- b- A hollow statue
- c- A dog
- d- A jar of jam

Clue:

It is not a dead drop.



© Deutsches Historisches Museum, Berlin/ A. Psille



A hollow statue © DGSJ - Ministère de l'Intérieur

PROPAGANDA IN THE TOILETS

Find the last item in the games booklet, a roll of toilet paper created by a propaganda service.

An organisation or institution uses propaganda to influence and convince people. It uses simple words and images that can be easily understood by a lot of people. The messages can be spread through posters, leaflets, postcards and newspapers, etc.

7- Find the roll of toilet paper and identify the person shown. Write their name down below.

Other people, such as Mussolini or Stalin, were also featured on this type of object. These toilet rolls were produced and distributed in the United Kingdom and the United States.



collection Jacques Baud © Paris - Musée de l'Armée,
Dist. RMN-Grand Palais / Pascal Segrette

Answer : 1-c ; 2-c ; 3-wig ; 4-b ; 5-c ; 6-c ; 7-Hitler